



Arabisch alfabet


Flashcards

A large, bold black Arabic letter Alif (ا) is centered on a white background. It consists of a vertical stem and a curved top that hooks to the left.


Alif

A large, bold black Arabic letter Baa' (ب) is centered on a white background. It features a wide, curved shape with a small circle (dot) positioned directly below it.


Baa'




Taa'




Thaa'

A large, bold, black Arabic letter 'Jīm' (ج) is centered on a light green rectangular background. The letter has a thick, curved stroke that starts at the top left, curves down and around to the right, and then curves back up and around to the left, ending in a small hook. A solid black dot is positioned in the center of the letter's opening.


Djim

A large, bold, black Arabic letter 'Hā' (ح) is centered on a light green rectangular background. The letter is formed by a thick, curved stroke that starts at the top left, curves down and around to the right, and then curves back up and around to the left, ending in a small hook. There is no dot in the center of the letter.


Haa'




Khaa'



Daal



Dhaal



Raa'

The image shows the Arabic letter Zay (ز) in a bold, black, stylized font. It consists of a solid black circle at the top, with a thick, curved stroke extending downwards and to the left, ending in a sharp point.

Zaa'

The image shows the Arabic letter Seen (س) in a bold, black, stylized font. It is a cursive letter with a thick, curved stroke that starts from the left, curves upwards and to the right, then curves downwards and to the left, ending in a sharp point.

Sien

ش

Shien

ص

Saad